

PRODUCT INFORMATION PACKET

Model No: 056T17G15615

Catalog No: G846A

1 HP Explosion Proof Motor, 3 phase, 1800 RPM, 575 V, 56C Frame, EPFC
Explosion Proof NEMA Motors



Regal and Marathon are trademarks of Regal Beloit Corporation or one of its affiliated companies.
©2020 Regal Beloit Corporation, All Rights Reserved. MC017097E

REGAL



Nameplate Specifications

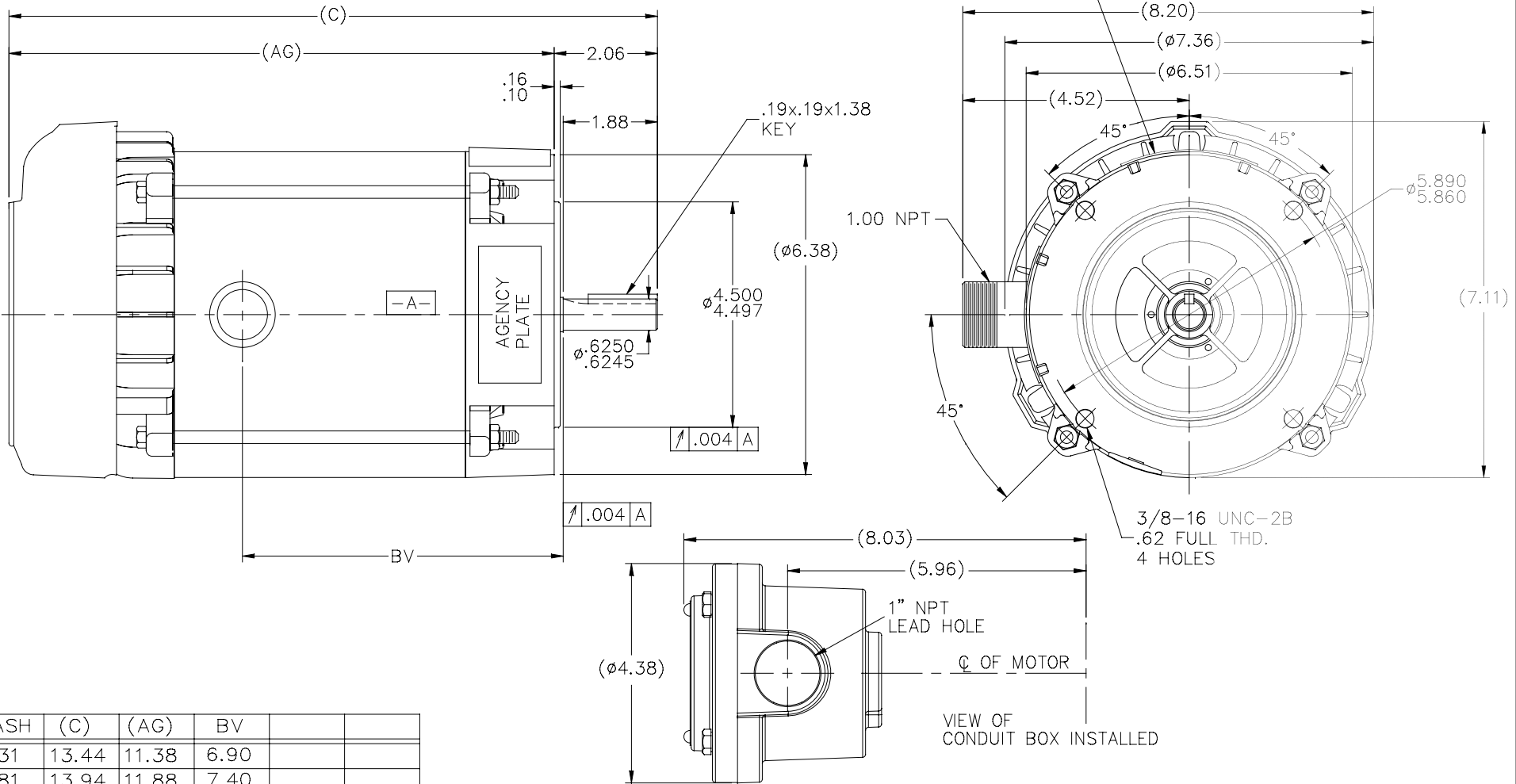
Output HP	1 Hp	Output KW	0.75 kW
Frequency	60 Hz	Voltage	575 V
Current	1.3 A	Speed	1725 rpm
Service Factor	1	Phase	3
Efficiency	85.5 %	Power Factor	68
Duty	Continuous	Insulation Class	B
Design Code	B	KVA Code	P
Frame	56C	Enclosure	Explosion Proof Fan cooled
Thermal Protection	Automatic	Ambient Temperature	40 °C
Drive End Bearing Size	6205	Opp Drive End Bearing Size	6203
UL	UL Listed And CSA Certified	CSA	Y
CE	N	IP Code	54
Hazardous Location	EXP PROOF CL I GR C&D CL II GR F&G T3B		

Technical Specifications

Electrical Type	Squirrel Cage Induction Run	Starting Method	Across The Line
Poles	4	Rotation	Reversible
Resistance Main	11.8 Ohms	Mounting	Round
Motor Orientation	Horizontal	Drive End Bearing	Ball
Opp Drive End Bearing	Ball	Frame Material	Rolled Steel
Shaft Type	NEMA 56	Overall Length	15.94 in
Frame Length	9.06 in	Shaft Diameter	0.625 in
Shaft Extension	2.06 in	Assembly/Box Mounting	F1 ONLY
Outline Drawing	B-104188-881	Connection Drawing	EE7335B

104188

NAMEPLATES TO BE READ FROM SHAFT EXT. END.



DASH	(C)	(AG)	BV		
631	13.44	11.38	6.90		
681	13.94	11.88	7.40		
731	14.44	12.38	7.90		
781	14.94	12.88	8.40		
831	15.44	13.38	8.90		
881	15.94	13.88	9.40		
931	16.44	14.38	9.90		
981	16.94	14.88	10.40		

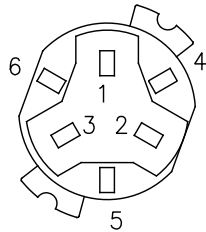
NO.	REVISION	BY & DATE	CHK	ANG	TOLERANCES UNLESS SPECIFIED	FINISH	PREV
6		SL 09/15/15					
5	COND. BOX INSTALLED VIEW UPDATED PER ECR-0044571	UD 10/10/13	ST	DEC.	INCHES		
4	REVISED C'BOX PER CN40784A	JJB 02/23/2007	ML	.X	±.1		
3	REDRAWN IN AUTOCAD	TAT 06-28-2004	ML	.XX	±.03		
2	ADDED CONDUIT BOX VIEW CN 26686	MRB 03-22-1999		.XXX	±.005		
1	NEW DRAWING CN 23099	MH 12-02-1996	SM	.XXXX	±.0005		
					±7'30"		

THIS DRAWING IN DESIGN AND DETAIL IS OUR PROPERTY AND MUST NOT BE USED EXCEPT IN CONNECTION WITH OUR WORK ALL RIGHTS OF DESIGN AND INVENTION ARE RESERVED THIS IS AN ELECTRONICALLY GENERATED DOCUMENT - DO NOT SCALE THIS PRINT				RFP	CAD FILE 104188	SIZE B	DRAWING NO. 104188	PAGE OF 6	REV. 6
--	--	--	--	-----	-----------------	--------	--------------------	-----------	--------

REGAL Regal Beloit America, Inc.

TITLE OUTLINE - 'C' FACE
56C/145TCZ FR - EXP PR.

SINGLE VOLTAGE – THREE PHASE WITH OVERLOAD PROTECTOR

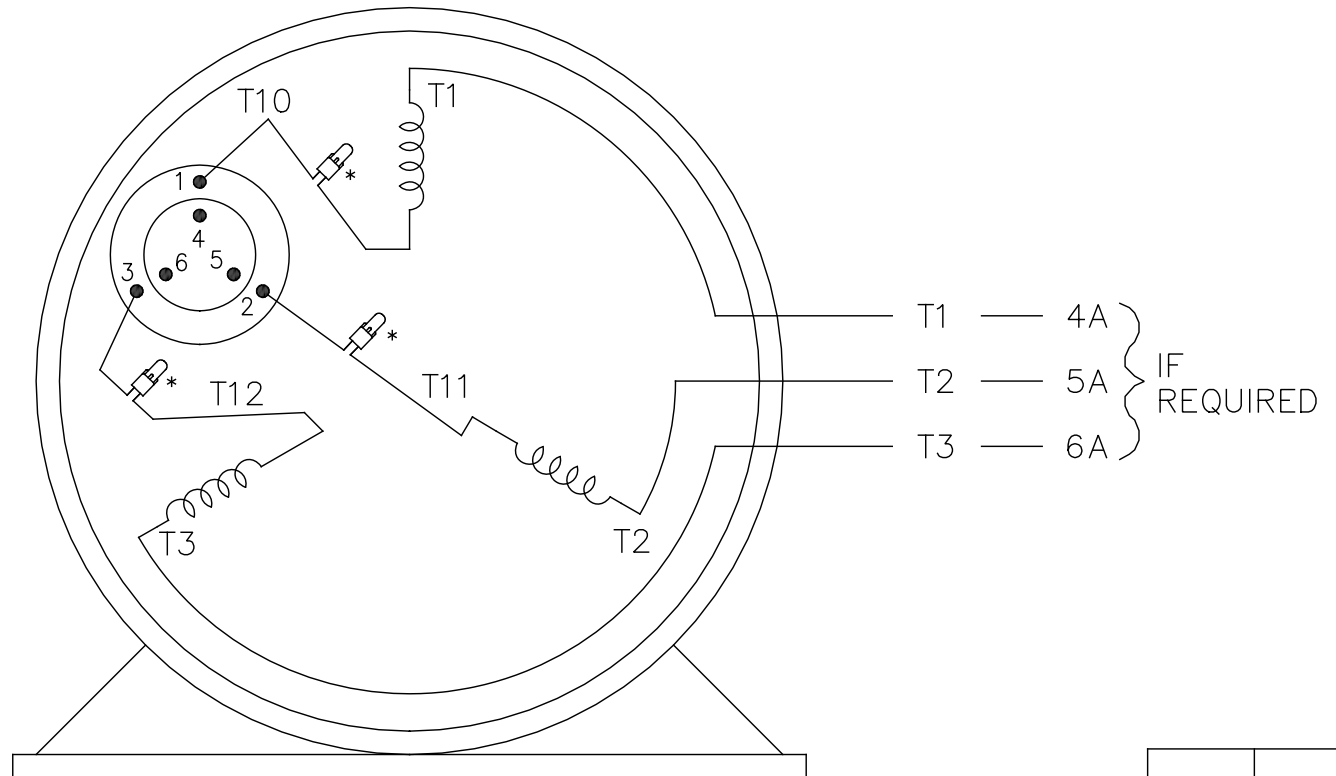


NOTE:
ACTUAL PROTECTOR
TERMINAL LOCATIONS
FOR LEAD CONNECTIONS

NOTE:

WEST PLAINS

LEADS WITH TERMINALS
SHOULD BE CONNECTED
TO INBOARD SIDE OF
TERMINAL BOARD.



—TO REVERSE ROTATION—
INTERCHANGE ANY TWO
LINE LEAD CONNECTIONS

VIEW OF TERMINAL END

OPTIONAL CORD
CONNECTION

L1 — WHITE —
L2 — RED —
L3 — BLACK —

		T6CK
T6CA		T6BM
T4CC		T4AY
T4C		T2DL
T6D		T2H

* USE PRESSURE CONNECTORS FOR MT2 PLANT ONLY

NO.	REVISION	BY & DATE	CHK	ANG	TOLERANCES UNLESS SPECIFIED	FINISH	PREV
11	ADDED THE OPTIONAL CORD CONNECTION	JAH 11-12-2014	RD				DRAWN KL 08-25-1993
10	PRESSURE CONNECTORS ADDED (QTY 3)	PVR 07-09-2014	GR				CHK RD 11-12-2014
9	ADDED 4A, 5A, & 6A "IF REQUIRED" MU44987	MSG 01-07-2002	SAS	.X	± -		APPD RD 11-12-2014
8	ADDED ACTUAL PROTECTOR VIEW CN 17481	KL 05-18-1994		.XX	± -	TITLE CONNECTION DIAGRAM	SCALE 1=1
7	REWORDED WEST PLAINS NOTE – PER WEST PLAINS	DD 01-12-1994		.XXX	± -	SINGLE VOLT – 3Ø WITH OVERLOAD PROT.	REF
6	REDRAWN ON CAD – "WEST PLAINS" NOTE ADDED	KL 08-26-1993		.XXXX	± -	MAT'L.	FMF



THIS DRAWING IN DESIGN AND DETAIL IS OUR PROPERTY AND MUST NOT BE USED EXCEPT IN CONNECTION WITH OUR WORK ALL RIGHTS OF DESIGN AND INVENTION ARE RESERVED THIS IS AN ELECTRONICALLY GENERATED DOCUMENT – DO NOT SCALE THIS PRINT

RFP	CAD FILE EE7335B	SIZE A	DRAWING NO. EE7335B	PAGE OF	REV. 11
DIST LB-WP					

